

Our Maths Tool Kit

Kulleġġ San Benedittu Primarja Żurrieq
Year 2

Ms S Farrugia
Ms F Borg

What we included in our Maths Tool Kit

We prepared a tool kit for each student at the beginning of the year with the following items

- Number line
- Number chart
- Ten frames
- Number cards 0 - 30
- 2 dice
- Counting sticks
- Counters



We added other things along the year.

- Tangrams
- Small purse with coins
- Clock
- Seasons and months wheel
- Days of the week wheel



The following are some examples of how the Maths Tool Kit was used during the lessons.


Counting sticks were used for:

- numbers up to 20
- tens and ones
- number bonds to 10 and to 20
- counting in 2s and 3s




The ten frames were used for:

- Making up 10 and 20
- Tens and ones
- Bridging to 10 and 20



The counters were used for:

- Symmetry
- Number bonds
- Odd and even numbers




The purse was used for recognition and sorting of coins



It was also used for shopping in the classroom and outside the school. (Maths at the greengrocer's)



The tangrams



The clock, the days of the week and the seasons wheel



The Maths Tool Kit's advantages

- Handy and compact accessible to each student.
- Making Maths concepts more concrete.
- Children will have something to refer to when encountering difficulties. (number grid)
- Can also be taken home to be used during homework.
- It can be carried forward by the children to the next year.

It makes learning Maths
fun!

