

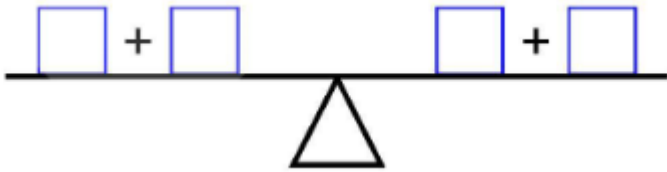
Weight Facts

Use the numbers and signs to make six true number statements, each using two numbers and a sign. Ex: $2 \text{ kg} = 2000 \text{ g}$

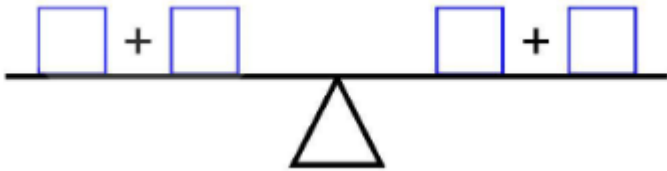
$<$	$<$	$>$	$>$	$=$	$=$	$=$
2000 g	900 g	700 g	500 g	1 kg	200 g	800 g
400 g	300 g	1000 g	2 kg	600 g	$\frac{1}{2}$ kg	500 g

Hint: Copy each weight and sign on to a piece of paper, then move them around to make true statements about weight. Be careful not to rotate the signs. Do not write any statements in the boxes below before all six statements are formed correctly.

The equation balance



5 8 4 9

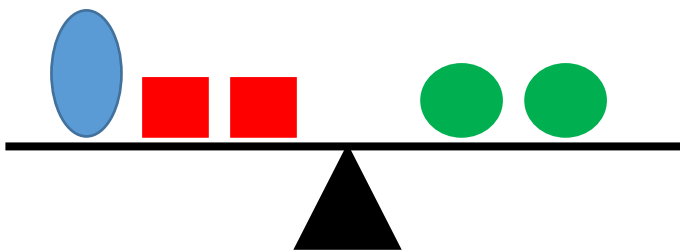


3 6 8 5

The shape balance

The total weight on the balance is 36 g.

All shapes weigh less than 10 g.



$$\text{Green Circle} - \text{Red Square} > 3$$

Work out the weight of each shape.

$$\text{Green Circle} =$$

$$\text{Red Square} =$$

$$\text{Blue Oval} =$$