

## Jeff's Data Collection

Jeff has always been keen on collecting data.


Now that he is at home he is doing it even more.

He asked 30 of his friends if they are missing school or not.

25 friends said yes.



5 friends said no.

### Task 1

He started to draw a pictogram using the key  to represent

5 pupils.

Complete the pictogram to help Jeff show the results.

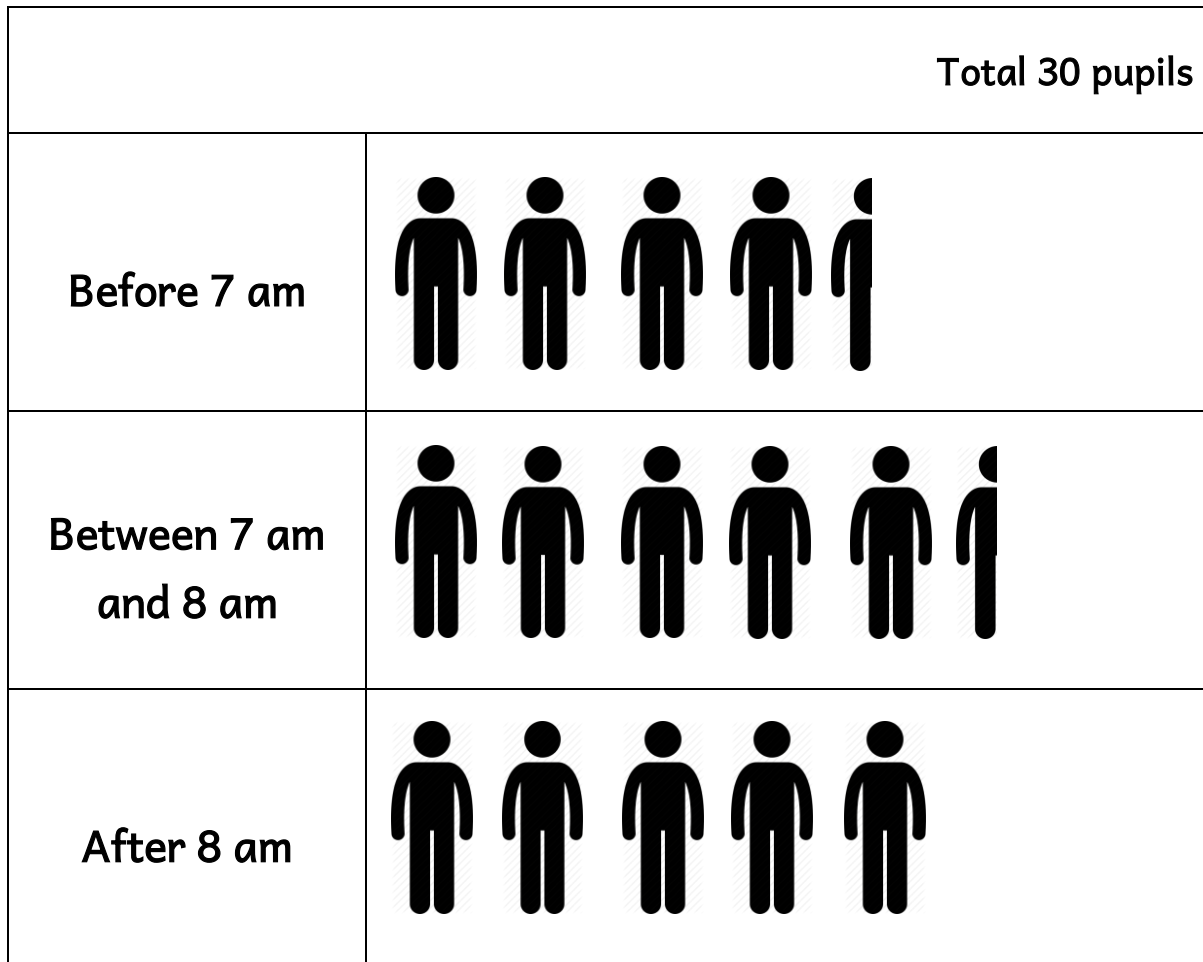
Total 30 pupils	
Yes	 
No	


## Task 2

The next day he wanted to know more about life at home.

He asked the same friends at what time they are waking up now.

He drew a pictogram but forgot to write the key.



How many pupils does  represent?

## Task 3

Represent the data of both pictographs into a bar graph.